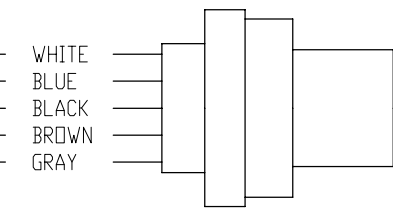
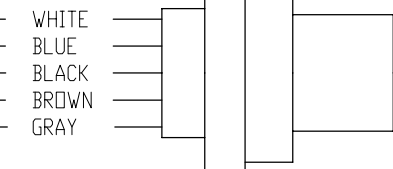
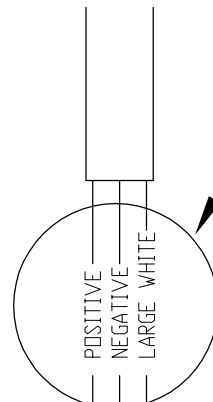
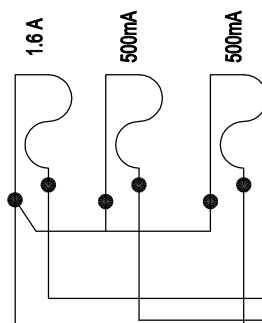
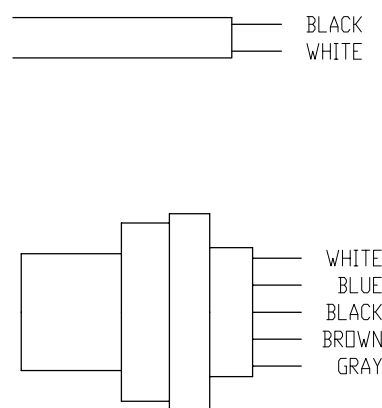


**MONITOR**

NOTE: MONITOR CABLE MUST BE CHECKED TO DETERMINE WIRE LAYOUT

**POWER IN  
12 VDC**

**TO  
SWITCH**



**CAMERA 1**

**CAMERA 2**

FIRST USED				<b>MINING CONTROLS</b> INCORPORATED P. O. BOX 1141 BECKLEY, W.V. 25801
MATERIAL & FINISH				
SCALE 1=1	DATE DRAWN 7-8-08	DRAWN BY LWR	CHECKED BY	TITLE WIRING FOR 1059-34534-25
ALL DIMENSIONS IN INCHES. TOLERANCES UNLESS OTHERWISE SPECIFIED: DECIMALS .xxx = ± .005 .xx = ± .015 FRACTIONS = ± 1/32" ANGLES = ± 1/2"				DWG. SIZE <b>R</b> DWG. NO. WD-34534-25 REV. A